



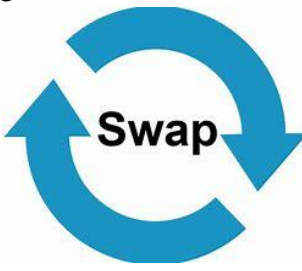








KS2 Reading Strategies Visual Toolkit

<p>Reread the text</p> <div style="border: 1px solid gray; padding: 10px; text-align: center;"> <p>more information = more understanding</p> </div>	<p>Underline the important words in the question</p> 	<p>Underline key words in the text</p> 
<p>Unfamiliar word? Break it down</p> <div style="text-align: center;"> <p>rereading</p> <p>re · read · ing</p>  </div>	<p>Unfamiliar word? Read around the word to work out what it means</p> 	<p>Unfamiliar word? Choose a substitute and see if it makes sense</p> 
<p>Make predictions</p> 	<p>Identify the author's purpose for writing</p> 	<p>What is the author showing me without saying it? Look for clues</p> 
<p>Is it fact or is it opinion?</p> <div style="display: flex; justify-content: space-around;"> <div style="border: 1px solid green; padding: 5px; text-align: center;">  <p>Fact</p> <p>A fact is a statement that you can prove.</p> </div> <div style="border: 1px solid green; padding: 5px; text-align: center;">  <p>Opinion</p> <p>An opinion is someone's idea or feeling about something.</p> </div> </div>	<p>Make links and use your own knowledge</p> 	<p>Reflect on what you have read</p> 